


# Reading workshop

November 2025



# Early Learning Goals

## Word Reading ELG

Children at the expected level of development will:

- Say a sound for each letter in the alphabet and at least 10 digraphs;
- Read words consistent with their phonic knowledge by sound-blending;
- Read aloud simple sentences and books that are consistent with their phonic knowledge, including some common exception words.

# Early Learning Goals

## Comprehension ELG

Children at the expected level of development will:

- Demonstrate understanding of what has been read to them by retelling stories and narratives using their own words and recently introduced vocabulary;
- Anticipate – where appropriate – key events in stories;
- Use and understand recently introduced vocabulary during discussions about stories, non-fiction, rhymes and poems and during role-play.

# Reading in the Autumn Term

This term, we aim for the children to be able to;

- Say the sounds taught so far.
- Read the tricky words learnt so far.
- Blend sounds when they're said aloud by an adult
- Blend sounds to read some CVC words
- Talk about the book they've read and answer some simple questions

# Did you know?




There are 26 letters in the alphabet but there are 44 sounds and over 100 different ways of spelling them.


This is why English is one of the most complex languages to learn!

Whole Scheme Sound Mat

<b>a</b> a	<b>e</b> e ea	<b>i</b> i	<b>o</b> o	<b>u</b> u oo o	<b>ai</b> ai ay a_e a	<b>ee</b> ee ea e_e e	<b>igh</b> igh i ie ie y y	<b>oa</b> oa ow o_e o	<b>oo</b> oo ue u_e ew
<b>ar</b> ar	<b>or</b> or ore aw al au a	<b>ur</b> ur er ir	<b>ow</b> ow ou	<b>oi</b> oi oy	<b>ear</b> ear eer	<b>air</b> air are ear	<b>ure</b> ure	<b>u_e</b> u_e ue u ew	<b>b</b> b
<b>c</b> c ck k ch	<b>ch</b> ch tch	<b>d</b> d	<b>f</b> f ff ph	<b>g</b> g	<b>h</b> h	<b>j</b> j dge g ge	<b>l</b> l el ll al le il	<b>m</b> m mb	<b>n</b> n gn kn
<b>ng</b> ng	<b>p</b> p	<b>qu</b> qu	<b>r</b> r wr	<b>s</b> s ss c	<b>sh</b> sh ch	<b>t</b> t	<b>th</b> th	<b>th</b> th	<b>v</b> v
<b>w</b> w wh	<b>x</b> x	<b>y</b> y	<b>z</b> z zz s	<b>zh</b> s	<b>tion</b> tion	<b>ture</b> ture			



# What is phonics?



Phonics is a way of breaking up words into their smallest units of sound or 'phonemes' which are then blended to read the word. E.g. c-a-t = cat

Children learn to associate a written letter or group of letters, known as 'graphemes', with each phoneme.

Sounds are taught in an order starting with s, a, t, p, i, n, as this allows for the most words to be made from the start, such as 'sat,' 'tap' and 'pin'.

Some words cannot be sounded out, these are called 'tricky words' e.g. the


# Phonics terminology

<b>Phoneme</b>	the smallest unit of sound in words
<b>Grapheme</b>	the written representation of a sound
<b>GPC (Grapheme-Phoneme Correspondence)</b>	being able to match a phoneme with the correct grapheme and vice versa
<b>Blending</b>	joining individual speech sounds together to read a word
<b>Segmenting</b>	breaking down words into individual speech sounds to spell a word
<b>Digraph</b>	two letters making one sound e.g. 'sh'
<b>Trigraph</b>	three letters making one sound e.g. 'igh'
<b>Split Digraph</b>	two letters making one sound which are divided by a consonant e.g. the i_e sound in the word 'side'
<b>Tricky/Common Exception Words</b>	words that are not fully decodable such as 'the' and 'was'
<b>Sound buttons</b>	circles or spots that can be written underneath a sound to support reading
<b>Sound bars</b>	lines that can be written underneath digraphs or trigraphs to show that the letters make one sound
<b>Mnemonic</b>	a visual prompt to help children remember a sound




# What is taught when?


Twinkl Phonics Level	Coverage	Recommended Year Group (UK schools)	Age of Children
Level 1	Careful listening games	Nursery/Preschool	3-4 years
Level 2	Most common sounds	Reception	4-5 years
Level 3	Digraphs and trigraphs	Reception	4-5 years
Level 4	Blending	Reception	4-5 years
Level 5	Alternative spellings and pronunciations of sounds	Year 1	5-6 years
Level 6	Grammar	Year 2	6-7 years



# How to say the sounds



- Saying the sounds correctly with your child is extremely important.
- The way we say sounds may well be different from when you were at school.
- We say the shortest form of the sounds; these are known as the pure sounds. This helps children blend the sounds to read.




# What we do in school



- Daily phonics.
- Reading 1:1 with an adult at least once a week
- Daily story time
- Using texts across all areas of learning
- Weekly library visits
- Billy Bear's book bags

# How you can support at home

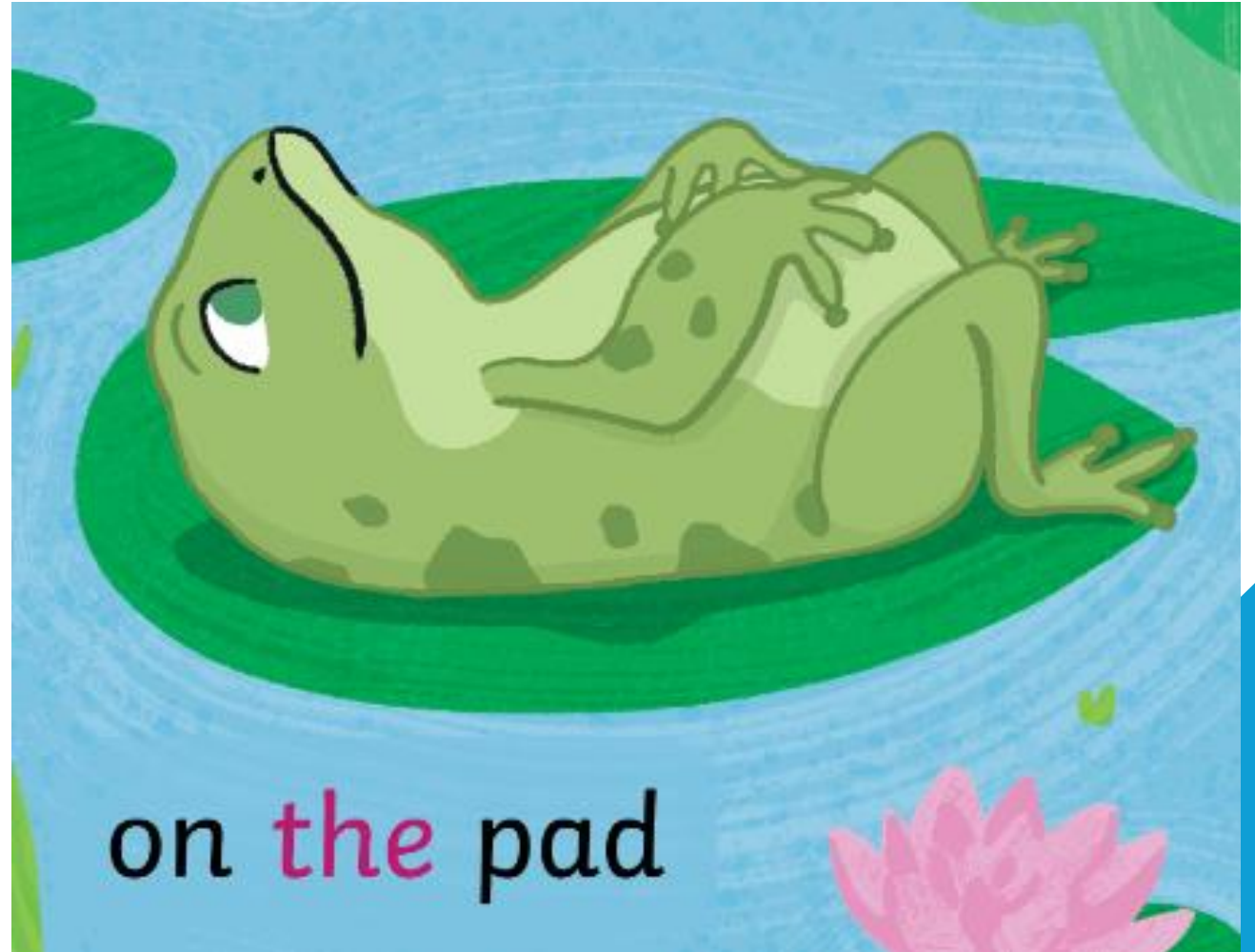


- Read weekly phonics emails.
- Hear your child read their phonics book 5 times a week.
- Record each time you hear them read in the reading record.

Why do  
we ask  
for 5  
reads a  
week?

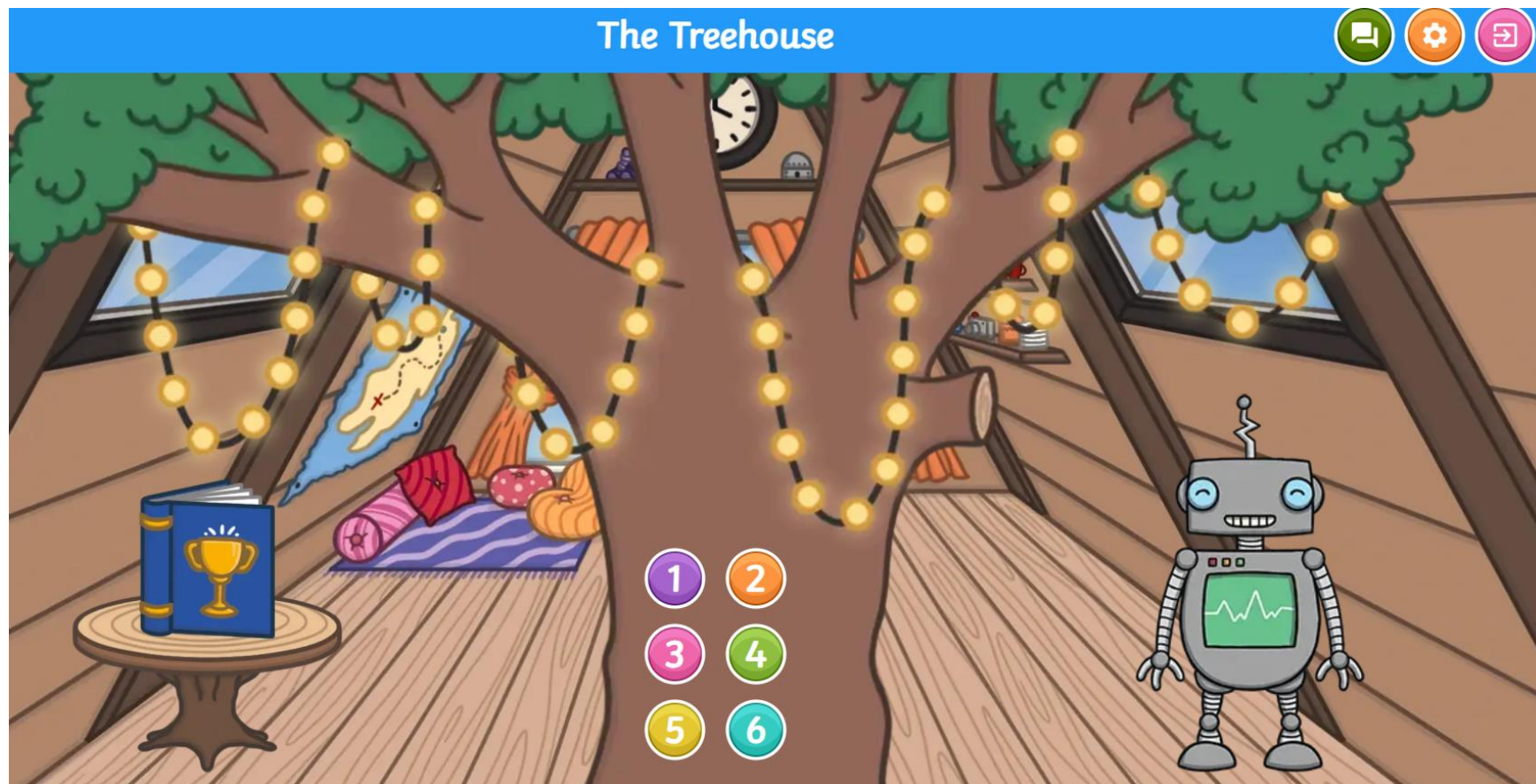
- To secure phonic skills and tricky words.
- To develop your child's ability to sound like a 'reader'.
- Develop children's understanding of the story

How  
might my  
child read  
a simple  
sentence?

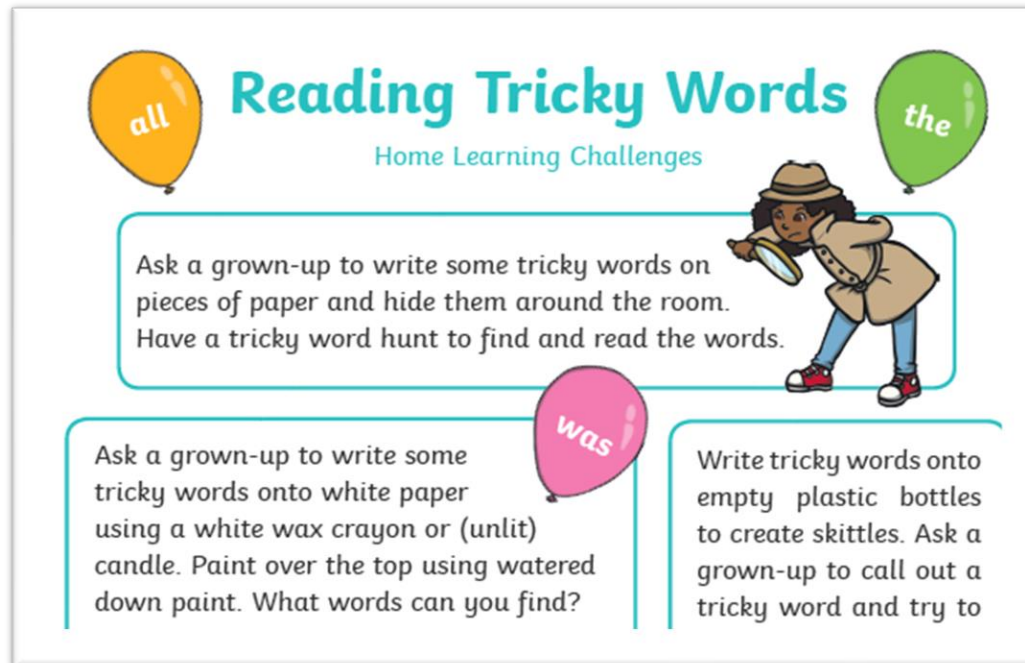


on the pad

# Twinkl app



# Further ideas



The graphic features a central title 'Reading Tricky Words' in teal, with the subtitle 'Home Learning Challenges' below it. To the left is an orange balloon with the word 'all' and to the right is a green balloon with the word 'the'. A cartoon detective in a brown trench coat and hat is looking through a magnifying glass. Below the title are three text boxes: a top one with instructions for a room hunt, a bottom-left one for skittles, and a bottom-right one for another skittles activity. A pink balloon with the word 'was' is positioned between the bottom two boxes.

## Reading Tricky Words

Home Learning Challenges

all the

Ask a grown-up to write some tricky words on pieces of paper and hide them around the room. Have a tricky word hunt to find and read the words.

was

Ask a grown-up to write some tricky words onto white paper using a white wax crayon or (unlit) candle. Paint over the top using watered down paint. What words can you find?

Write tricky words onto empty plastic bottles to create skittles. Ask a grown-up to call out a tricky word and try to

*Any questions?*

